

General Hinge Information

Fasteners



1. Flat recessed head wood screw



2. Pan recessed head wood screw



3. Button head torx screw, tamper resistant



4. Flat recessed head machine screw



5. Flat spanner head wood screw



6. Flat head torx screw, tamper resistant



7. Flat recessed head machine screw with grommet nut



8. Sleeve nut and machine screw



9. Steel capnut and machine screw for labeled doors



10. Slotted head machine screw

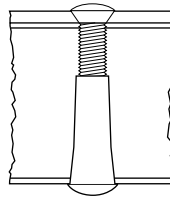


11. Tek screw

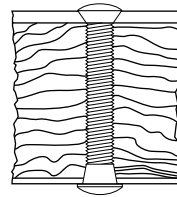
Half and Full Surface Hinge Fastenings

Application of machine screw and cap nut and machine screw and grommet nut.

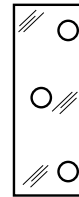
- Through-bolts and grommet nuts regularly furnished with half surface and full surface hinges
- Through-bolts and sleeve nuts available on special order
- Hinge back plates, BP-1, available for hinge sizes
- 4 1/2" (114mm) and 5" (127mm). Holes accommodate either sleeve nuts or grommet nuts
- Special back plates are also available for swing clear hinges



Machine screw and cap nut



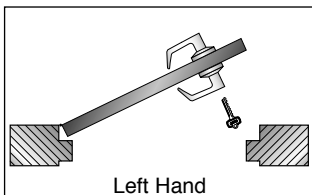
Machine screw and grommet nut



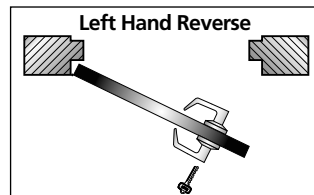
BP-1 Hinge Back Plate [4 1/2" (114mm) size shown]

How to Determine Hand of Hinge

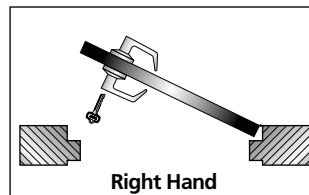
- The hand of a hinge is determined from the outside of the door to which it is applied
- The outside of a cupboard, bookcase or closet door is the room side. For other doors, the outside is usually the side from which security is necessary



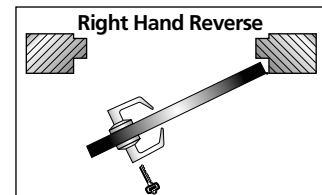
Left hand door takes left hand hinges



Left hand reverse door takes right hand hinges

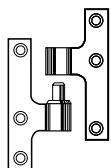


Right hand door takes right hand hinges

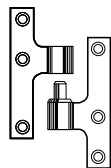


Right hand reverse door takes left hand hinges

- It will be observed that this method of determining the hand of loose joint cabinet hinges is exactly the opposite from the furniture manufacturers' standard rule
- To determine the hand of a loose joint hinge: open the hinge with its face toward you. If the knuckle of the right leaf is at the bottom, it is a right hand hinge. If the knuckle of the left leaf is at the bottom, it is a left hand hinge



Left Hand Two-Knuckle Hinge



Right Hand Two-Knuckle Hinge