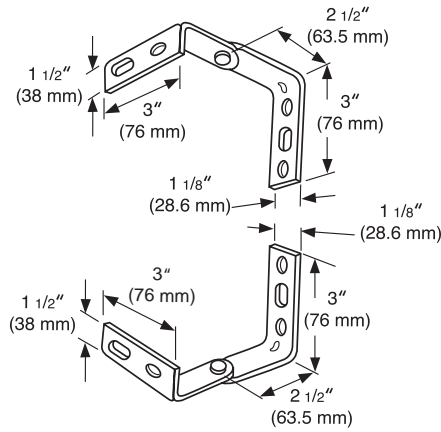
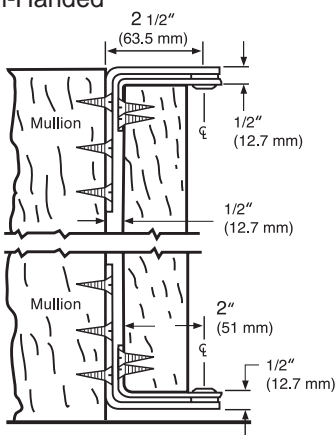


CABINET AND WARDROBE HARDWARE

Wardrobe Pivots

327 – (ANSI A8782) – Heavy weight – steel – satin chrome (26D) plated

- For overlay doors 1 3/8" (35 mm) to 1 3/4" (44 mm) thick doors not exceeding 150 lbs. (60 Kg)
- Ideal for wardrobe doors
- Bearings take vertical and lateral loads
- Designed for mullion or face frame mounting
- Doors can be installed floor-to-ceiling
- Screw holes allow for vertical and horizontal adjustment
- Doors can be opened 180°
- Non-Handed

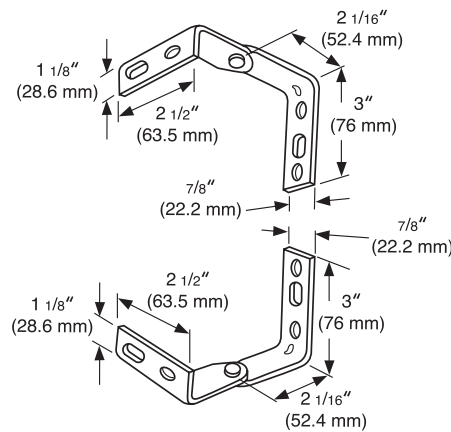
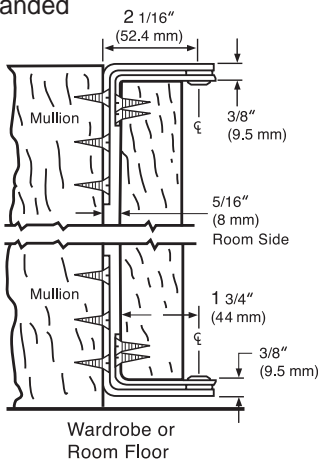


Catalog Number	26D EDP Number	Gauge Inches (mm)	Flat Head Wood Screws/ Per Set	Sets Per Box*	Sets Per Case	Case Weight Lbs. (Kg)
327	35-0043	.200 (5)	10 - 12 x 1 1/4	1	20	34 (15.4)

For other finishes contact factory.

342 – (ANSI A8783) – Standary duty – steel – plated or prime coated finishes

- For overlay doors 1 1/8" (28.6 mm) to 1 3/8" (35 mm) thick doors not exceeding 75 lbs. (34 Kg)
- Designed for mullion or face frame mounting
- Suitable for floor-to-ceiling doors
- Doors can be opened 180°
- Elongated screw holes for easy alignment
- Mortised door leaves – Standard practice
- Bushings at the pivot point assure smooth, silent operation
- Non-Handed



Catalog Number	Gauge Inches (mm)	Flat Head Wood Screws/ Per Set	Sets Per Box*	Sets Per Case	Case Weight Lbs. (Kg)
342	.131 (3.3)	10 - 12 x 1	1	20	18 (8)