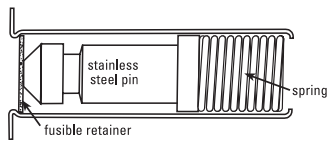


ALUMINUM CONTINUOUS GEARED HINGES



664 – Standard Duty for standard and narrow jamb applications
664 HD – Heavy Duty for standard and narrow jamb applications

- Distributes door weight and stress along the full length of door and frame
- Ideal for retrofit applications
- No misaligned pivot points of individual hinges
- Clear aluminum and dark bronze anodized finishes
- Standard duty and heavy duty conform to ANSI/BHMA Standard A156.26-1996, Grade 1
- LifeSpan® hinge covered by a limited lifetime warranty for the life of the building
- Engineered with polymer PTFE bearing for maximum durability
- Anti-spinning through-bolts reduce installation labor costs
- Universal cover plates for all configurations
- 90-minute rating standard on all hinges. 3-hour rating available with fire pins (FP)



Fire Pin

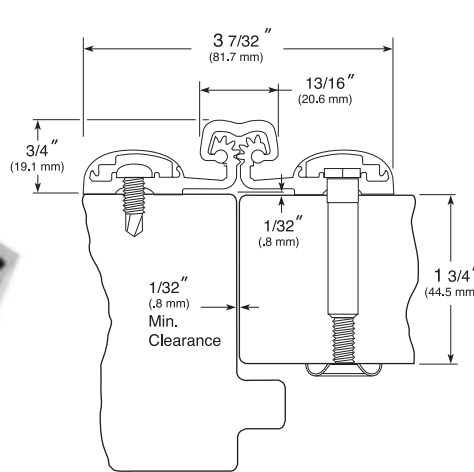
Hinges can be furnished as follows:

- with hospital tips (HT)
- with dutch door prep
- custom length

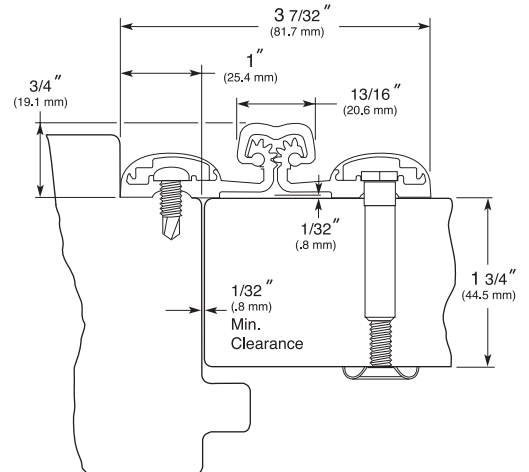
Replacement covers available separately



664



Standard Jamb



Narrow Jamb

Length		Finish	Number of #12-24 x 5/8" TEK Screws Per Hinge	Number of #12-24 x 1 1/2" Through-Bolts and #12-24 x 1 1/8" Machine Screws Per Hinge	Qty Per Carton	Carton Weight	
Inches	(mm)					Lbs.	(KG)
79	(2006)	AL & DB	34	10	1	7	(15.4)
83	(2108)	AL & DB	34	10	1	7	(15.4)
95	(2413)	AL & DB	38	11	1	8	(17.6)
119	(3022)	AL & DB	42	12	1	10	(22)

Wood and Machine screws available separately