

5 KNUCKLE FULL MORTISE HINGES

Standard Weight Ball Bearing


FBB179 – (ANSI A8112) Steel – polished and plated or phosphated and prime coated for painting

FBB191 – (ANSI A2112) Brass or bronze – polished and plated or painted

FBB191 (32) – (ANSI A5112) Stainless steel – highly polished

FBB191 (32D) – (ANSI A5112) Stainless steel – satin finish

- For medium weight doors of average frequency
- All hinges have template screw hole location for use on either wood or hollow metal doors and frames
- Equipped with two Stanley permanently lubricated non-detachable ball bearings
- Pins in non-ferrous hinges are stainless steel
- Hole in bottom tip for easy pin removal
- Reversible flush tips and pins
- Hinges can be furnished as follows:
 - with raised barrel (RB)
 - with electric wires and/or switches (CE and/or CS)
 - with hospital tips (HT)
 - with decorative tips
 - with security studs
 - with non-removable pins (NRP)



Size Open		Gauge of Metal		Flat Head Screws Per Piece		Quantity Per Box	Quantity Per Case	Case Weight			
Inches	(mm)	Inches	(mm)	Machine	Wood			Bronze	Steel		
							Lbs.	(Kg)	Lbs.	(Kg)	
3 1/2 x 3	(89 x 76)	.123	(3.1)	6 - 10-24 x 1/2	6 - 10 x 1	3 EA.	90 EA.	58	(26)	54	(24)
3 1/2 x 3 1/2	(89 x 89)	.123	(3.1)	6 - 10-24 x 1/2	6 - 10 x 1	3 EA.	90 EA.	65	(29)	59	(27)
4 x 3 1/2	(102 x 89)	.130	(3.3)	8 - 12-24 x 1/2	8 - 12 x 1 1/4	3 EA.	48 EA.	43	(19)	39	(18)
4 x 4	(102 x 102)	.130	(3.3)	8 - 12-24 x 1/2	8 - 12 x 1 1/4	3 EA.	48 EA.	45	(20)	42	(19)
4 1/2 x 4	(114 x 102)	.134	(3.4)	8 - 12-24 x 1/2	8 - 12 x 1 1/4	3 EA.	48 EA.	55	(25)	52	(24)
4 1/2 x 4 1/2	(114 x 114)	.134	(3.4)	8 - 12-24 x 1/2	8 - 12 x 1 1/4	3 EA.	48 EA.	59	(27)	55	(25)
5 x 4	(127 x 102)	.146	(3.7)	8 - 12-24 x 1/2	4 - 12 x 1 1/4	3 EA.	30 EA.	41	(19)	39	(18)
5 x 4 1/2	(127 x 114)	.146	(3.7)	8 - 12-24 x 1/2	4 - 12 x 1 1/4	3 EA.	30 EA.	45	(20)	43	(19)
5 x 5	(127 x 127)	.146	(3.7)	8 - 12-24 x 1/2	4 - 12 x 1 1/4	3 EA.	30 EA.	50	(23)	46	(21)
*6 x 4 1/2	(152 x 114)	.160	(4.1)	10 - 1/4-20 x 1/2	5 - 14 x 1 1/2	3 EA.	24 EA.	43	(19)	36	(16)
*6 x 5	(152 x 127)	.160	(4.1)	10 - 1/4-20 x 1/2	5 - 14 x 1 1/2	3 EA.	24 EA.	47	(21)	40	(18)
*6 x 6	(152 x 152)	.160	(4.1)	10 - 1/4-20 x 1/2	5 - 14 x 1 1/2	3 EA.	24 EA.	67	(30)	61	(28)

* Available in Steel only

Consult factory for other sizes not listed

GENERAL HINGE INFORMATION

Special Situation Products

- “CE” Concealed electric hinges conduct current regardless of door position to electric locks, exit devices, or hold open devices where tamper-proof hinge is required. Also to transmit signals from code readers on doors to remote computers for access control
- No electrical parts are exposed when hinge is installed
- Permanent fast pin
- Hinges should be installed in the center hinge location
- Not available as swing clear or raised barrel
- Hinges may be equipped with both concealed wires and concealed switches. When both are desired on the same hinge use prefix “CECS”
- Packed one per box with all machine screws and installation instructions
- When ordering specify class number, size, finish and number of wires
Suffix -54 for 4 wires, 56 for 6 wires -66 for 6 wires (2@24AWG, 4@28AWG), 58 for 8 wires or 10 for 10 wires
- Should be used along with a junction box
- Can be furnished with hospital tips

CECB179
CECB168
CECB191
CECB199
5-Knuckle
Concealed
Bearings



CEFBB179
CEFBB168
CEFBB191
CEFBB199
5-Knuckle
Exposed
Bearings



CECB1900R
CECB1901R
CECB1960R
CECB1961R
3-Knuckle
Concealed
Bearings



Not
Handed



Not
Handed



Handed
Specify
RH or LH



Electrical Ratings

Suffix	# Wires	Wire Gage	Volts (AC or DC)	
			6, 12, 24	48
			Current	
-54	4	28AWG	1 amp/wire	5 milli-amp/wire
-56	6	28AWG	.7 amp/wire	5 milli-amp/wire
-58	8	28AWG	.5 amp/wire	5 milli-amp/wire
-10	10	28AWG	.4 amp/wire	5 milli-amp/wire
-66*	6	2@24AWG	2 amp/wire	5 milli-amp/wire
		4@28AWG	1 amp/wire	5 milli-amp/wire

Inrush 15A for .05 second/wire

“CE” hinges are listed by UL at these ratings

* Not available in FBB168 and FBB199

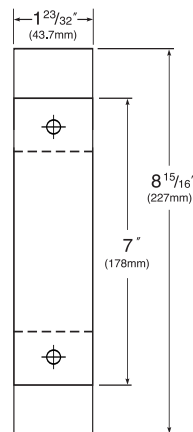
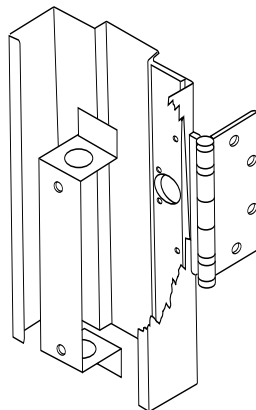
Class Number

Class Number	Class Number	Class Number	Sizes Available	
CB179, FBB179, CB1900R			4 1/2" x 4"	(114mm x 102mm)
CB168, FBB168, CB1901R			4 1/2" x 4 1/2"	(114mm x 114mm)
CB191, FBB191, CB1960R			5" x 4"	(127mm x 102mm)
CB199, FBB199, CB1961R			5" x 4 1/2"	(127mm x 114mm)
			5" x 5"	(127mm x 127mm)
			6" x 4 1/2"	(152mm x 114mm)
			6" x 5"*	(152mm x 127mm)
			6" x 6"*	(152mm x 152mm)

* Not available in CB191, FBB191, CB1900R and CB1960R

JB2R – Junction Box

- Note: Install in middle hinge location
- Can be shop welded or field installed — before frames are set
- Fits either 4 1/2" (114mm) or 5" (127mm) size hinges



Junction Box
Top View



Right Side
View

GENERAL HINGE INFORMATION

Special Situation Products

- “CS” (Concealed Switch) Allows opening monitoring, switch operates when door is either open or closed. Used to activate alarms, monitoring devices, or other security equipment when a tamper-proof hinge is required
- Single pole double throw switch
- Packed one per box with screws and installation instructions
- No electrical parts are exposed when hinge is installed
- Hinges should be installed in the center hinge location
- When ordering specify class number, size, finish and hand of door
- Hinges are available as follows:
 - with Non-Removable Pins (NRP)
 - with hospital tips (HT)


CSCB179
CSCB168
CSCB191
CSCB199
 5-Knuckle
 Concealed
 Bearings



CSFBB179
CSFBB168
CSFBB191
CSFBB199
 5-Knuckle
 Exposed
 Bearings



CSCB1900R
CSCB1901R
CSCB1960R
CSCB1961R
 3-Knuckle
 Concealed
 Bearings



Electrical Ratings


Volts AC or DC	Current Rating	
	Resistive	Inductive
6	.30amp	.30amp
12	.25amp	.25amp
24	.20amp	.15amp
48	.15amp	.12amp

Class Number

Class Number	Sizes Available
CB179, FBB179, CB1900R	4 1/2" x 4" (114mm x 102mm)
CB168, FBB168, CB1901R	4 1/2" x 4 1/2" (114mm x 114mm)
CB191, FBB191, CB1960R	5" x 4" (127mm x 102mm)
CB199, FBB199, CB1961R	5" x 4 1/2" (127mm x 114mm)
	5" x 5" (127mm x 127mm)
	6" x 4 1/2" (152mm x 114mm)
	6" x 5" * (152mm x 127mm)
	6" x 6" * (152mm x 152mm)

* Not available in CB191, FBB191 and CB1960

Hinges may be equipped with both concealed wires and concealed switch. When both are desired use prefix CECS. Specify hand.



5-Knuckle
 Concealed Bearings



5-Knuckle
 Ball Bearings



3-Knuckle
 Concealed Bearings