

**SPRING HINGES**



- 2060R** – (ANSI K81071F) Square corners – steel-polished and plated or phosphated and prime coated for painting
- 2060R (32)** – (ANSI K51071F) Square corners – stainless steel – highly polished
- 2060R (32D)** – (ANSI K51071F) Square corners – stainless steel – satin finish

**RD2060R** – (ANSI K81071F) 1/4" (6mm) Radius corners – steel-polished and plated or phosphated and prime coated for painting

**RD2060R (32)** – (ANSI K51071F) 1/4" (6mm) Radius corners – stainless steel – highly polished

**RD2060R (32D)** – (ANSI K51071F) 1/4" (6mm) Radius corners – stainless steel – satin finish

**RD2068R** – (ANSI K81071F) 5/8" (16mm) Radius corners – Steel-polished and plated or phosphated and prime coated for painting

**RD2068R (32)** – (ANSI K51071F) 5/8" (16mm) Radius corners – stainless steel – highly polished

**RD2068R (32D)** – (ANSI K51071F) 5/8" (16mm) Radius corners – stainless steel – satin finish

- For labeled fire doors, stairwell doors, motel and hotel guest room doors, apartment unit entrance doors.
- Meets NFPA80 standard for 3 hour fire doors (NFPA-80 stipulates minimum of 2 spring hinges shall be used on labeled doors)
- 4 1/2" (114mm) size – UL listed for door up to 4' x 8' (1219 x 2438mm)
- 4" (102mm) size – approved for door up to 3' x 7' (914 x 2134mm)
- 3 1/2" (89mm) size – approved for door up to 2' 8" x 7' (813 x 2134mm)
- LifeSpan Limited lifetime warranty for the life of the building
- Internal ratchet mechanism eliminates loose adjustment pins
- Closing power is adjustable up or down
- Excellent alternative to more expensive overhead mounted closers
- Hinges can be furnished as follows:
  - with decorative tips
  - with electric switches (CS) – 4 1/2" (114 mm) only
  - Special screw hole pattern

**Safety locking screw** – prevents tampering with power adjustment

**Patented ratchet mechanism** – fast, precise, one-hand adjustment - no locking pins to install

**Unique spring pintle** – eliminates spring tab breakage

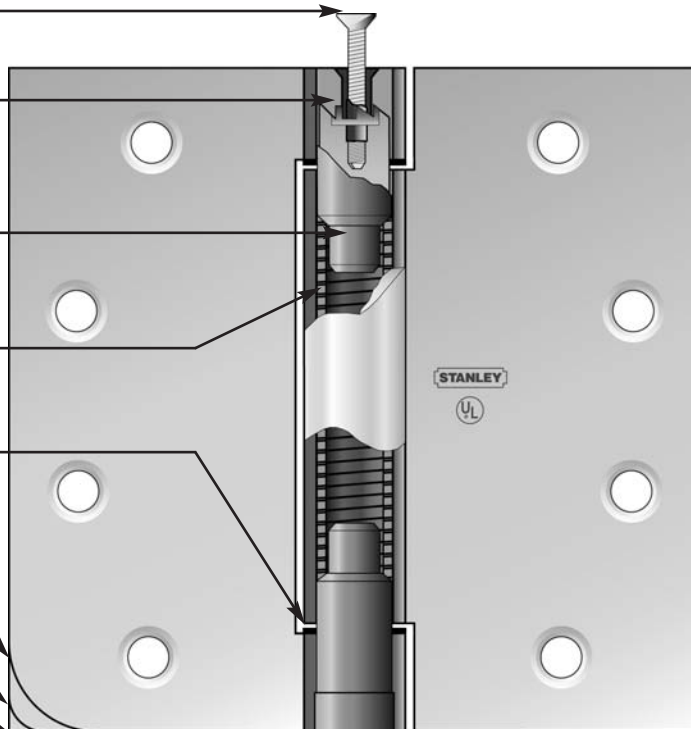
**Advanced spring design** – square wire delivers 25% more power

**LifeSpan® bearings** – maintenance free, no grease or oil required ever!

**RD2068R** – 5/8" (16 mm)

**RD2060R** – 1/4" (6 mm)

**2060R** – R-square



**Adjusting Instructions**

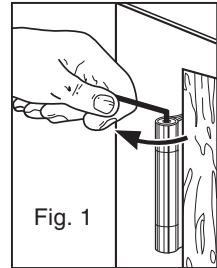


Fig. 1

**To Increase Torque (Fig 1)**

- Close door
- Engage 5/32" hex wrench
- Rotate clockwise to increase torque
- Do not exceed 6 ratchet "clicks"

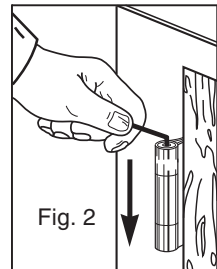


Fig. 2

**To Decrease Torque (Fig 2)**

- Close door
- Engage 5/32" hex wrench
- Depress wrench to disengage ratchet
- Let wrench rotate counter-clockwise to new setting
- Allow wrench to rise

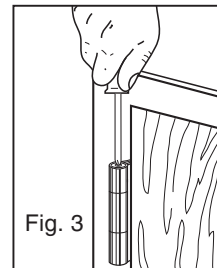


Fig. 3

**Install Locking Safety Screw (Fig 3)**

- Install 6-32 5/8" recessed head machine screw packed with hinge

2060R, RD2060R, RD2068R – 4 1/2" 



**Application guide lines for 2060R, RD2060R, RD2068R 4 1/2" x 4" and 4 1/2" x 4 1/2"**

Size Open (Inches) (MM)	Gauge of Metal (Inches) (MM)	Flat Head Screws Per Piece		Quantity Per Box	Quantity Per Case	Case Weight	
		Machine	Wood			(Lbs.)	(Kg)
4 1/2 x 4 (114x102)	.134 (3.4)	8-12-24 x 1/2	8-12 x 1 1/4	3 EA.	48 EA.	50	(23)
4 1/2 x 4 1/2 (114x114)	.134 (3.4)	8-12-24 x 1/2	8-12 x 1 1/4	3 EA.	48 EA.	53	(24)

Door Size and Weight	Number of Spring Hinges Required
For doors up to 80 lbs. (36Kg) not exceeding 3' 0" x 7' 6" x 1 3/4" (914 x 2286 x 44mm)	1 each No. 2060R, RD2060R or RD2068R with 2 each anti-friction bearing hinges of same size
For doors up to 130 lbs. (59Kg) not exceeding 3' 0" x 7' 6" x 1 3/4" (914 x 2286 x 44mm)	2 each No. 2060R, RD2060R or RD2068R with 1 each anti-friction bearing hinges of same size
For doors up to 180 lbs. (81.6Kg) not exceeding 3' 0" x 7' 6" x 1 3/4" (914 x 2286 x 44mm)	3 each No. 2060R, RD2060R or RD2068R
For doors up to 180 lbs. (81.6Kg) not exceeding 4' 0" x 8' 0" x 1 3/4" (1219 x 2438 x 44mm)	4 each No. 2060R, RD2060R or RD2068R

When drafts or wind conditions exist, or carpets, door bottoms, bowed or twisted doors or frames, pivot point misalignment or improper latch adjustment affect either the free swinging or latching of the door, additional spring hinges may be required.  
 \* NFPA-80 stipulates minimum of 2 spring hinges shall be used on labeled doors.  
 \*\* For fire doors refer to NFPA-80, section 6.4.3.1.

2060R, RD2060R, RD2068R – 4"



**Application guide lines for 2060R, RD2060R, RD2068R 4" x 4"**

Size Open (Inches) (MM)	Gauge of Metal (Inches) (MM)	Flat Head Screws Per Piece		Quantity Per Box	Quantity Per Case	Case Weight	
		Machine	Wood			(Lbs.)	(Kg)
4 x 4 (102x102)	.099 (2.5)	8-12-24 x 1/2 with #9 head	8-9 x 1	2 EA.	50 EA.	38	(17)

Door Size and Weight	Number of Spring Hinges Required
For doors up to 3' 0" x 7' 0" x 1 3/4" (914 x 2134 x 44mm) not exceeding 50 lbs. (23Kg)	1 each No. 2060R, RD2060R or RD2068R with 2 each similar sized hinges
For doors up to 3' 0" x 7' 0" x 1 3/4" (914 x 2134 x 44mm) not exceeding 85 lbs. (39Kg)	2 each No. 2060R, RD2060R or RD2068R with 1 each similar sized hinge
For doors up to 3' 0" x 7' 0" x 1 3/4" (914 x 2134 x 44mm) not exceeding 110 lbs. (50Kg)	3 each No. 2060R, RD2060R or RD2068R

Similar sized hinges used with spring hinges must present the same pivot point. When used as part of a complete listed assembly similar hinges must be the same as those tested. Otherwise, anti-friction hinges must be used.  
 \* NFPA-80 stipulates minimum of 2 spring hinges shall be used on labeled doors.  
 \*\* For fire doors refer to NFPA-80, section 6.4.3.1.

2060R, RD2060R, RD2068R – 3 1/2"



**Application guide lines for 2060R, RD2060R, RD2068R 3 1/2" x 3 1/2"**

Size Open (Inches) (MM)	Gauge of Metal (Inches) (MM)	Flat Head Screws Per Piece		Quantity Per Box	Quantity Per Case	Case Weight	
		Machine	Wood			(Lbs.)	(Kg)
3 1/2 x 3 1/2 (89x89)	.099 (2.5)	6-10-24 x 1/2 with #9 head	6-9 x 1	2 EA.	50 EA.	32	(15)

Door Size and Weight	Number of Spring Hinges Required
For doors up to 3' 0" x 7' 0" x 1 3/8" (914 x 2134 x 35mm) not exceeding 50 lbs. (23Kg)	1 each No. 2060R, RD2060R or RD2068R with 2 each similar sized hinges
For doors up to 3' 0" x 7' 0" x 1 3/8" (914 x 2134 x 35mm) not exceeding 85 lbs. (39Kg)	2 each No. 2060R, RD2060R or RD2068R with 1 each similar sized hinge
For doors up to 3' 0" x 7' 0" x 1 3/8" (914 x 2134 x 35mm) not exceeding 110 lbs. (50Kg)	3 each No. 2060R, RD2060R or RD2068R

Similar sized hinges used with spring hinges must present the same pivot point. When used as part of a complete listed assembly similar hinges must be the same as those tested. Otherwise, anti-friction hinges must be used.  
 \* NFPA-80 stipulates minimum of 2 spring hinges shall be used on labeled doors.  
 \*\* For fire doors refer to NFPA-80, section 6.4.3.1.